

# STANLEY



## 2024 POWER TOOLS CATALOGUE

**STANLEY BLACK & DECKER INDIA PVT.LTD**  
28 Akemps, 3rd Main, 1st Cross, Ashwini Layout,  
Koramangala, Intermediate Ring Road,  
Bangalore - 560 047

T: +91 80 6791 9900 • F: +91 80 6660 8828  
W: [www.stanleytoolsindia.com](http://www.stanleytoolsindia.com)  
E: [sbd-customercommunications@sbdinc.com](mailto:sbd-customercommunications@sbdinc.com)  
Service Helpline Number – 1800 203 0644

CAT-SW0003\_2024\_Ver1.0



PERFORMANCE IN ACTION.

[www.stanleytoolsindia.com](http://www.stanleytoolsindia.com)



**StanleyBlack&Decker**

A LEADING GLOBAL DIVERSIFIED INDUSTRIAL BASED ON REVENUE

**#1**

IN TOOLS &  
STORAGE

**#2**

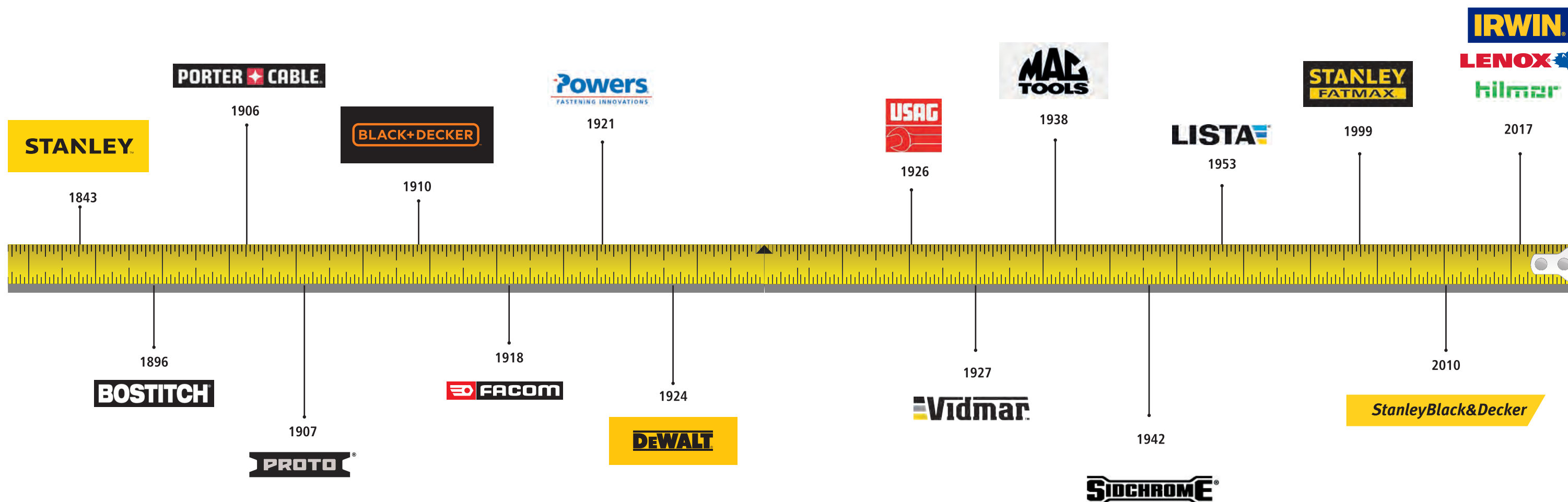
IN SECURITY  
SERVICES

**GLOBAL  
LEADER**

IN ENGINEERED  
FASTENING

**181 YEARS**

For the builders and protectors, for the makers and explorers, for those shaping and reshaping our world through hard work and inspiration, Stanley Black & Decker provides the tools and innovative solutions you can trust to get the job done — and we have since 1843.



A FORMIDABLE LEGACY.

A POWERFUL FUTURE.



# POWER TOOL

**LEADING  
TRADESMAN  
POWER TOOLS**

## PRODUCT RANGE

- Drill & Fastening
- Grinder & Chop Saw
- Hammer
- Lithium-Ion Tool
- Construction Saw
- Wood Working

## APPLICATIONS & TYPICAL CUSTOMERS

- Construction
- Commercial and Industrial Renovation
- Facility Installation
- Metal Fabrication





# STANLEY POWER TOOLS™

## GETTING THE JOB DONE FASTER, EASIER, BETTER

From Power Tools to Hand Tools and Accessories, Stanley is the only brand providing a wholesome solution for all tradesmen.

For over 180 years, we've built a legacy by producing some of the most well known hand tools and storage products in the world. It's this rich history of innovation that's made Stanley a trusted name and industry pioneer.




# STANLEY POWER TOOLS™

STANLEY is the longest established and largest hand tool manufacturer in the world.

Since 1843, STANLEY has become a leading name in hand tool industry; we've set the standard for excellence in everything we do. No company on earth has a stronger or more compelling history of delivering the hardworking, powerful and innovational tools that help professionals, tradesmen and consumers around the world.

Whether you're a retailer looking for the best quality products to offer your customers, or a skilled user looking for the best tools, STANLEY is here to serve you.







# CONTENTS

**CORDLESS 10**

SCREWDRIVER	11
DRILL DRIVER	11-12
HAMMER DRILL DRIVER, DRILL DRIVER	12-13
IMPACT DRIVER	14
2KG SDS+ HAMMER	14

**V20 CORDLESS RANGE 15**

BATTERIES & CHARGERS	17
DRILL DRIVER, SDS PLUS HAMMER, HAMMER DRILL	18-19
IMPACT DRIVER, IMPACT WRENCH	20
CUTTING TOOLS - SMALL ANGLE GRINDER	21
CIRCULAR SAW, JIGSAW	21

**DRILLING & FASTENING 22**

ROTARY DRILL	23
HAMMER DRILLS	24

**CONCRETE WORKING 25**

SDS PLUS HAMMERS	26
CHIPPING HAMMERS	27
DEMOLITION HAMMERS	27
TILE CUTTERS	28

**METAL WORKING 29**

SMALL ANGLE GRINDERS	30-31
LARGE ANGLE GRINDER	31
BENCH GRINDER	32
CHOP SAW	32
POLISHER	32

**WOOD WORKING 33**

PLUNGE ROUTER	34
CIRCULAR SAW	34
JIGSAW	34-35
COMPOUND MITRE SAW	35
PLANER	35
SHEET SANDER	35-36
TABLE SAW	36
Mitre Saw	36

**SPECIALITY 37**

HEAT GUNS	38
BLOWERS	38

MAX Professional Power Tools	39-40
------------------------------	-------

**PRODUCT & ACCESSORIES - PRICE LIST 41**

Product - Price List	41
Spares - Price List	42-46



# CORDLESS



STANLEY cordless drills are designed for strong performance, quality and precision. The lithium-ion range also boasts about their compact size and light weight. Well suited for challenging drilling and screw driving tasks, the range is quintessential for the tradesman.

## Why Cordless ?

### SAFETY

- No wires required



### EASE OF USE

- Portability
- Ergonomic Design



### LONG USAGE

- Li-ion Battery



## DRILL DRIVER

### SCD121S2K - 12V 1.5Ah Li-Ion Cordless Drill Driver - Double Battery



- High performance motor delivering 0-400/ 0-1500 RPM for maximum power and durability
- Powerful torque(26Nm) for effective drilling and screw driving
- 20 adjustable torque positions with forward/ reverse option for precise screw driving in variety of materials
- Compact size & light weight for optimum handling in tight spaces
- Integrated LED for illumination of dark spaces



Voltage	12V
Battery	1.5 Ah Li-ion
Max Torque	26 Nm
No Load Speed	0-400/0-1500 rpm
Chuck Capacity	10 mm
Weight	1.0 kg

**Standard Equipment**  
Battery Charger, Carton box

### SCH121S2 - 12V Li-Ion Hammer Drill Kit



- **TWO COLLAR DESIGN**  
For easier & better switch between hammer/rotary drilling & screwdriving
- **COMPACT 10MM SINGLE SLEEVE KEYLESS CHUCK**  
Automatic spindle lock for quick, single-handed bit changes
- **23 ADJUSTABLE TORQUE SETTINGS**  
For precise screw driving in different materials
- **1.5Ah LI-ION BATTERY**  
No memory effect and virtually no self-discharge for maximum productivity



Voltage	12V
Battery Capacity	1.5 Ah
Max. Torque	26 Nm
No Load Speed	0-350/0-1500 rpm
Beats per minute	0-6000/0-22500 bpm
Chuck Capacity	10 mm
Max. Drilling Capacity	
Wood/Metal/Masonry	20/10/8 mm
Weight	1kg





IMPACT DRIVER

SCI121S2 - 12V Impact Driver



- High performance motor delivering 0-2500 RPM for faster work completion
- Powerful torque(110Nm) for effective screw driving applications in metal and concrete
- Best in class durability compared to tradesman competition
- Compact design & light weight for optimum handling in tight spaces
- Integrated LED for illumination of dark spaces

Voltage	12V
Chuck	6.35mm
No Load Speed	0-2500rpm
Torque	110Nm
Impact Rate	0-3200bpm
Battery	1.5Ah Li-Ion
Charger	1.25A
Weight	1.0kg

HAMMER DRILL DRIVER / DRIVER

SCH10D2K - 12V Hammer Drill Driver



- 30Nm max torque delivering class leading professional performance
- 20 torque positions & 2 speed selector controlled torque & speed for precision in multiple applications
- LED light to perform jobs efficiently in low-light spaces
- Compact & Ergonomic design rubber over mould handle for increased comfort
- Battery status Indicator lets you know battery status to work efficiently
- +33% longer runtime\* Improved 2.0Ah battery for longer runtime

VOLTAGE	12V Max
BRUSHED/BRUSHLESS	Brushed
NO-LOAD SPEED	0-400/0-1500rpm
IPM	0-6000/0-22500
RATED MAX TORQUE	30Nm
MAX DRILLING CAP:	20 / 10 / 8mm
WOOD / STEEL / MASONRY	
CLUTCH SETTING	20 + 3
2 SPEED GEAR	Yes
VARIABLE SPEED TRIGGER	Yes
CHUCK TYPE/ CAP:	SINGLE SLEEVE /10MM
LED LIGHT	Yes
BATTERY INDICATOR	Yes
CELL CAPACITY	2.0Ah
CHARGE	1.5A/ 80min

SCD10D2K - 12V Drill Driver



- 30Nm max torque delivering class leading professional performance
- 20 torque positions& 2 speed selector controlled torque & speed for precision in multiple applications
- Led light to perform jobs efficiently in low-light spaces
- Compact & Ergonomic design rubber over mould handle for increased comfort
- Battery status Indicator lets you know battery status to work efficiently
- +33% longer runtime\* Improved 2.0Ah battery for longer runtime

VOLTAGE	12V Max
BRUSHED/BRUSHLESS	Brushed
NO-LOAD SPEED	0-400/0-1500RPM
IPM	--
RATED MAX TORQUE	30Nm
MAX DRILLING CAP:	
WOOD/STEEL/MASONRY	20 / 10MM /—
CLUTCH SETTING	20 + 1
2 SPEED GEAR	Yes
VARIABLE SPEED TRIGGER	Yes
CHUCK TYPE/ CAP:	SINGLE SLEEVE /10MM
LED LIGHT	Yes
BATTERY INDICATOR	Yes
CELL CAPACITY	2.0Ah
CHARGE	1.5A/ 80min



WOOD WORKING - CARPENTRY



METAL DRILLING



PLASTERBOARDS

PROFESSIONAL PERFORMANCE

Improved torque, durability and reduced vibration for higher productivity.

COMPACT & ERGONOMIC DESIGN

Lightweight tower-up battery pack designed for maximum comfort.

EFFICIENT & CONVENIENT

+ 33% longer runtime & faster charging\* enables longer duration work.

\*Compared to STANLEY's SCH121 & SCD121



GREAT SERVICE NETWORK

INFORMATION

DIVICHANNEL SUPPORT

ORIGINAL PARTS

SALES AND AFTER SALES SUPPORT

WARRANTY



**STANLEY™**





# DEPENDABILITY MATTERS.

From sun up to tools down. Our new and improved 20V MAX<sup>\*</sup> STANLEY<sup>®</sup> FATMAX<sup>®</sup> V20 lithium ion battery pack delivers all the performance you need for a good day's work... and then some. Because dependability matters.



### PROFESSIONAL GRADE BATTERY CELLS

Our new and improved batteries are made from professional grade 18650 type Samsung battery cells with lower impedance for more power.



### PROTECTION FROM EXTREME TEMPERATURES

V20 batteries are protected from discharging in extreme temperatures, from -30°C to +75°C.



### FULLY AUTOMATED ASSEMBLY

Built on an automated assembly line in sterile conditions for improved build quality and greater reliability.



### VIGOROUSLY TESTED

Our battery packs are vigorously tested for moisture ingress, thermal shock, drop and vibration as part of the approvals process.

\* 20V MAX battery, maximum initial battery voltage (measured without a workload) is 20 volts. Nominal voltage is 18V.

## BATTERIES & CHARGERS

### 20V MAX<sup>\*</sup> STANLEY<sup>®</sup> FATMAX<sup>®</sup> V20 BATTERIES



- 2 battery sizes available both separately and as part of a starter kit

Product Code	Power
SB202	2.0 Ah
SB204	4.0 Ah

### 20V MAX<sup>\*</sup> STANLEY<sup>®</sup> FATMAX<sup>®</sup> V20 CHARGERS



- 1 Charger size available both separately and as part of a starter kit

Product Code	Charging Current
SC200	2A

### 20V MAX<sup>\*</sup> STANLEY<sup>®</sup> FATMAX<sup>®</sup> V20 ADAPTOR



- Converts 20V MAX<sup>\*</sup> STANLEY<sup>®</sup> FATMAX<sup>®</sup> V20 2.0Ah batteries for use with older 18V STANLEY<sup>®</sup> FATMAX<sup>®</sup> cordless power tools.

Product Code	Compatibility
SBA100	1.5Ah & 2.0 Ah



DRILL DRIVERS

20V MAX<sup>+</sup> STANLEY<sup>®</sup> FATMAX<sup>®</sup> - V20 DRILL DRIVER



Product Code	Tool	Battery	Storage
SCD700D2K	Brushed Drill Driver	2 X 2.0Ah	Kit Box

- Integral battery state of charge indicator for convenient monitoring of battery charge levels
- Powerful motor providing up to 1,500 RPM and 50Nm of torque for efficient drilling and screwdriving into wood, metal and plastic
- 24 clutch settings to control the fastener driving depth
- 2-Speed gearbox with speeds of 0-350/0-1,500 RPM for greater control over the job
- Integral LED worklight for improved visibility
- Keyless chuck for easy bit changes

Battery	2.0 Ah
No load Speed	1500 rpm
Max Torque	50 Nm

20V MAX<sup>+</sup> STANLEY<sup>®</sup> FATMAX<sup>®</sup> - V20 BRUSHLESS DRILL DRIVER



Product Code	Tool	Battery	Storage
SBD710D2K	Brushless Drill Driver	2 x 2.0Ah	Kit Box

- Brushless motor technology for improved power efficiency and longer runtime
- Integral battery state of charge indicator for convenient monitoring of battery charge levels
- Powerful motor providing up to 1,900 RPM and 60Nm of torque for efficient drilling and screwdriving into wood, metal and plastic
- 15 clutch settings to control the fastener driving depth
- 2-Speed gearbox with speeds of 0-600/0-1,900 RPM for greater control over the job
- Integral LED worklight for improved visibility
- Keyless chuck for easy bit changes

Battery	2.0 Ah
No load Speed	1900 rpm
Max Torque	60 Nm

SPECIALITY

SCBL01-B1 20V BR BLOWER Bare (CORDLESS)



- Powerful motor provides 12,000 RPM's for fast material removal
- High-performance dust collection system to control dust accumulation through an integral dust bag or the use of a vacuum connection
- Lightweight and low profile design provides additional control and reduced vibration
- Dust sealed switch provides for improved durability
- Connect to a vacuum hose for hassle-free dust extraction and a cleaner workspace

Power Input	20V
Air Flow	2.7 M <sup>3</sup> /min
No Load Speed	12000 rpm

Standard Equipment  
Tube, Dust bag

SDS-PLUS HAMMER

20V MAX<sup>+</sup> STANLEY<sup>®</sup> FATMAX<sup>®</sup> - V20 BRUSHLESS SDS-PLUS HAMMER



Product Code	Tool	Battery	Storage
SBH900M2K	SDS Plus 22 mm Brushless Hammer	2 x 4.0Ah	Kit Box
SBH900	SDS Plus 22 mm Brushless Hammer	--	Kit Box

- Brushless motor technology for improved power efficiency and longer runtime
- Powerful hammer action provides up to 5,500 BPM for efficient drilling into masonry
- 2.0J of impact energy allows for efficient drilling and chiseling in concrete and aggregates
- 3 modes (hammer drilling, chiselling and rotary drilling)
- Variable speed switch for maximum application control
- Depth guide for carrying out repeat applications
- Quick release chuck for easy bit changes
- Compact and lightweight design with contoured overmoulded handle for added comfort and safety

Battery	4.0Ah
No load Speed	1500 rpm
Beats per min.	5500 bpm
Impact Energy	2.0 j

HAMMER DRILL

20V MAX<sup>+</sup> STANLEY<sup>®</sup> FATMAX<sup>®</sup> - V20 HAMMER DRILL



Product Code	Tool	Battery	Storage
SCD711C2K	Brushed Hammer Drill	2 x 1.5Ah	Kit Box
SCD711D2K	Brushed Hammer Drill	2 x 2.0Ah	Kit Box
SBD715D2K	Brushless Hammer Drill (60Nm)	2 x 2.0Ah	Kit Box

- Integral battery state of charge indicator for convenient monitoring of battery charge levels
- Powerful hammer action provides up to 25,500 BPM for efficient drilling into masonry
- Powerful motor providing up to 1,500 RPM and 50Nm of torque for efficient drilling and screwdriving into wood, metal and plastic
- 24 clutch settings to control the fastener driving depth
- 2-Speed gearbox with speeds of 0-350/0-1,500 RPM for greater control over the job
- Keyless chuck for easy bit changes
- Integral LED worklight for improved visibility

Battery	1.5/2.0 Ah
No Load Speed	1500 rpm
Max Torque	50 Nm

20V MAX<sup>+</sup> STANLEY<sup>®</sup> FATMAX<sup>®</sup> - V20 HAMMER DRILL



Product Code	Tool	Battery	Storage
SCD711C1H	Brushed Hammer Drill	1 x 1.5Ah	19" Tool Box + 119 EA Acc

Battery	1.5/2.0 Ah
No Load Speed	1500 rpm
Max Torque	50 Nm

List of Items in the Box

- 80 Screws & Plugs
- 10Pcs Screwdriver Bits 25mm SL3, 4, 5, 6mm, PH0, 1, 2x2, 3
- 10Pcs Socket Holder + 9 pcs socket Set 5,6,7,8,9,10,11,12,13
- 6Pcs Allen Keys Set 1.5, 2, 2.5, 3, 3.5, 4, 5, 6
- 2Pcs Plier Combination plier + Long nose plier
- 1Pcs Hammer
- 1Pcs Snap Off Knife 18mm - Stanley Branded
- 1Pcs 3m Tape Measure - Stanley branded
- 1Pcs Adjustable wrench - Stanley Branded
- 6Pcs Screwdriver precision set - Stanley Branded
- 1Pcs Digital detection screwdriver - Stanley Branded
- 2Pcs Screwdriver - Philips and Standard
- 1Pcs Mini Hacksaw



20V MAX<sup>+</sup> STANLEY<sup>®</sup> FATMAX<sup>®</sup> - V20 HAMMER DRILL



Product Code	Tool	Battery	Storage
SCD711D2KA	Brushed Hammer Drill	2 X 2.0Ah	Crystal Kitbox w/ 100EA Acc

Battery	2.0 Ah
No Load Speed	1500 rpm
Max Torque	50 Nm

List of Items in the Box

- 32Pcs 25mm bit + 1pcs 60mm magnetic holder + 1pcs bit bar
- 7Pcs 50mm bit(SL6\*2-8-7, ST10-15-20) + 1pcs bit bar
- 7Pcs 50mm bit(PH1-2\*3-3\*2-ST15) + 1pcs bit bar
- 7Pcs 100mm bit(PH1\*2-2\*3-3\*2) + 1pcs bit bar
- 1Pc 50mm bit adaptor
- 5Pcs Masonry drill(3-4-5-6-7) + 1pcs drill bar
- 5Pcs Wood drill(3-4-5-6-7) + 1pcs drill bar
- 10Pcs HSS drill(1.5-2-2.5-3-3.5-4-4.5-5-6-6.5mm) + 1pcs drill bar
- 5Pcs ¼ socket(4-6-8-10-12mm)
- 10Pcs driver nut(4-5-6-7-8-9-10-11-12-13mm)
- 8Pcs wood screw

IMPACT DRIVER

20V MAX<sup>+</sup> STANLEY<sup>®</sup> FATMAX<sup>®</sup> - V20 BRUSHLESS IMPACT DRIVER



Product Code	Tool	Battery	Storage
SB1810D2K	Brushless Impact Driver	2.0Ah	Kit Box

Battery	2.0 Ah
Beats per min.	3500 bpm
Max Torque	170 Nm

- Brushless motor technology for improved power efficiency and longer runtime
- Integral battery state of charge indicator for convenient monitoring of battery charge levels (SB1810D2K)
- Powerful motor providing up to 2,800 RPM, 3,500 BPM and 180Nm of torque for driving larger fasteners and other high torque applications
- Quick release chuck for easy one-handed bit changes
- Integral LED work light for improved visibility

IMPACT WRENCH

20V MAX<sup>+</sup> STANLEY<sup>®</sup> FATMAX<sup>®</sup> - V20 BRUSHLESS IMPACT WRENCH



Product Code	Tool	Battery	Storage
SBW920M2K	Brushless Impact Wrench	4.0Ah	Kit Box
SBW920	Brushless Impact Wrench	--	Kit Box

Battery	4.0 Ah
Impact per min.	3100 ipm
Max Torque	370 Nm

- Brushless motor technology for improved power efficiency and longer runtime
- Integral battery state of charge indicator for convenient monitoring of battery charge levels
- Powerful motor providing up to 3,100 IPM and 370Nm of torque for nut setting & other high torque applications
- 2-Speed gearbox with speeds of 0-900, 0-1900, RPMs
- 1/2 inch hog ring anvil for easy socket changes
- Integral LED worklight for improved visibility

CUTTING TOOLS

SMALL ANGLE GRINDER

20V MAX<sup>+</sup> STANLEY<sup>®</sup> FATMAX<sup>®</sup> - V20 SMALL ANGLE GRINDER



Product Code	Tool	Battery	Storage
SCG400	Brushed Small Angle Grinder Bare tool	--	--
SCG400M2K	Brushed Small Angle Grinder	4.0Ah	Kit Box

Battery	4.0 Ah
Speed	9000 rpm
Disc Dia	100 mm

- Integral battery state of charge indicator for convenient monitoring of battery charge levels
- Powerful high-performance motor provides 9000 RPM's for aggressive applications
- Cast metal gear housing dissipates heat during extended periods of use
- 3-Position handle for comfort and control
- Lock-on switch for reduced fatigue during extended use
- 125/100 mm diameter for compatibility with widely available grinding wheels in Asia markets

CIRCULAR SAW

20V MAX<sup>+</sup> STANLEY<sup>®</sup> FATMAX<sup>®</sup> - V20 CIRCULAR SAW



Product Code	Tool	Battery	Storage
SCC500	Brushed 165 mm Circular Saw Bare tool	-	-

Battery	--
Strokes per min.	4000 spm
Disc Dia	165 mm

- Powerful high-performance motor provides up to 4,000 RPM's for easy work of everyday cross and rip cuts
- Tool-free beveling shoe pivots up to 50° for angled cuts
- Contoured over-molded handle for comfort
- Compact and lightweight design helps reduce user fatigue

JIGSAW

20V MAX<sup>+</sup> STANLEY<sup>®</sup> FATMAX<sup>®</sup> - V20 JIGSAW



Product Code	Tool	Battery	Storage
SCJ600	Brushed Jig Saw Bare tool	-	-

Battery	--
Sawing per min.	2500 spm

- Variable speed trigger ranging from 0-2,500 SPM's
- 3 settings to adjust cut aggressiveness for various materials and applications
- Adjustable shoe for 45° bevel cuts
- Contoured over-molded handle for comfort
- Tool-free blade change - compatible with both T & U blades

Maximum initial battery voltage (measured without a workload) is 20 volts. Nominal voltage is 18V.



# DRILLING & FASTENING

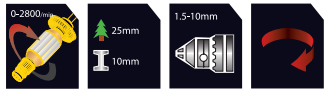


STANLEY offers a definitive range of corded drills and a screw-gun for every tradesman need - internal or external. With a choice of power options, chuck capacities, gear configurations and speed variations, no need to look further for your pick.

## STDR5510 - 550W 10mm VSR Rotary Drill



- Durable chuck prevents bit loose during operation
- Adjustable variable speed dial allows to pre-set speeds for more control
- Powerful motor for excellent performance and long durability
- Ergonomic hold curve for easy one hand operation
- Reverse function for convenient screw driving
- Lock-on button for one hand control and user safety
- Integrated belt clip allows tool to be carried while freeing up both hands
- Key holder to securely maintain chuck key




Power Input	550 W
Chuck Capacity	1.5-10 mm
Max Torque	14 Nm
No Load Speed	0-2800 rpm
Max. Drilling Capacity	
Wood	25 mm
Steel	10 mm
Weight	1.55 kg

**Standard Equipment**  
Chuck key

## SDH550 - 550W 10mm Single Speed Hammer Drill



- 550W powerful motor for excellent performance and durability
- Ultra compact & ergonomic design bring best control
- Best in class durability compared to tradesman competition
- Lock-on button for one hand control and user safety



Power Input	550W
Chuck Capacity	1.5-10 mm
No load speed	2900 rpm
Impact Rate	49,300 BPM
Wood	25 mm
Steel	10 mm
Masonry	10 mm
Weight	1.6 Kg

**Standard Equipment**  
Chuck key

## SDH600 - 600W 13mm VSR Hammer Drill



- 600W motor for excellent performance and durability.
- Hammer action for drilling into brick & masonry.
- 2 Mode switch for Drill and Hammer application as per used need
- Speed dial for precise control of speed and torque
- Optimized air vents for efficient cooling
- Side handle to provide additional control
- Depth guide for making correct measurement



Power Input	600 W
Chuck Capacity	1.5-13 mm
Max Torque	22 Nm
No Load Speed	0-2900 rpm
Beats per Minute	0-49300 bpm
Max. Drilling Capacity	
Wood	32 mm
Steel	13 mm
Masonry	16 mm
Weight	1.9 kg

**Standard Equipment**  
Chuck key , Depth guide, Side handle

## STDH8013 - 800W 13mm VSR Hammer Drill



- Hammer action for drilling into brick and masonry
- Durable chuck prevents bit loose during operation
- Durable metal gear housing for a long life
- Adjustable variable speed dial control with forward and reverse mode to suit different materials
- High working efficiency due to excellent rotary and impact speed
- Lock-on button for one hand control and user safety
- Rubber grips for maximum user comfort
- Side handle to provide additional control
- Depth guide for making correct measurement



Power Input	800 W
Chuck Capacity	1.5-13 mm
Max Torque	22 Nm
No Load Speed	0-3000 rpm
Beats per Minute	0-54000 bpm
Max. Drilling Capacity	
Wood	32 mm
Steel	13 mm
Masonry	16 mm
Weight	2.4 kg

**Standard Equipment**  
Chuck key , Depth guide, Side handle



SDH550KP - 10mm Hammer Drill Kit with 120+ Pcs Hand tools and Accessories



- 550W powerful motor for excellent performance & durability
- Ultra compact & ergonomic design bring best control
- Best-in-class durability compared to tradesman competition
- Lock-on button for one hand control & user safety

List of Items in the Box

- 1Pcs Drill machine SDH550KP
- 5Pcs HSS Metal Drill Bits 2, 3, 4, 5, 6mm
- 4Pcs Wood Drill Bits 4, 5, 6, 8mm
- 5Pcs Masonry Drill Bits 4, 5, 6, 8, 10mm
- 9Pcs Screwdriver Bits 25mm SL3, 4, 5, 6mm, PH0, 1, 2x2, 3
- 1Pcs Magnetic Bit Holder
- 80Pcs Screws and Plastic Dowels - 10Pcs M8 yellow, 10Pcs M6 red, 10Pcs M5 blue; Screws 10Pcs 5x25, 10Pcs 4x20, 10Pcs 3x16
- 8Pcs Allen Keys Set 1.5, 2, 2.5, 3, 3.5, 4, 5, 6
- 1Pcs Handle Plier

Power Input	550W
Chuck Capacity	1.5-10 mm
No load speed	2900 rpm
Impact Rate	49,300 BPM
Wood	25 mm
Steel	10 mm
Masonry	10 mm
Weight	1.6 Kg

- 1Pcs Hammer 8 oZ
- 1Pcs Snap Off Knife 18mm
- 1Pcs 3m Tape Measure
- 1Pcs Drilling Gauge
- 1Pcs Depth Gauge
- 1Pcs Side Handle
- 2Pcs Screwdriver & Tester

SDH600KP - 13mm VSR Hammer Drill Kit with 120+ Pcs Hand tools and Accessories



- 600W motor for excellent performance and durability.
- Hammer action for drilling into brick & masonry.
- 2 Mode switch for Drill and Hammer application as per used need
- Speed dial for precise control of speed and torque
- Optimized air vents for efficient cooling
- Side handle to provide additional control
- Depth guide for making correct measurement

List of Items in the Box

- 1Pcs Drill machine SDH600
- 5Pcs HSS Metal Drill Bits 2, 3, 4, 5, 6mm
- 4Pcs Wood Drill Bits 4, 5, 6, 8mm
- 5Pcs Masonry Drill Bits 4, 5, 6, 8, 10mm
- 9Pcs Screwdriver Bits 25mm SL3, 4, 5, 6mm, PH0, 1, 2x2, 3
- 1Pcs Magnetic Bit Holder
- 80Pcs Screws and Plastic Dowels - 10Pcs M8 yellow, 10Pcs M6 red, 10Pcs M5 blue; Screws 10Pcs 5x25, 10Pcs 4x20, 10Pcs 3x16
- 8Pcs Allen Keys Set 1.5, 2, 2.5, 3, 3.5, 4, 5, 6

Power Input	600 W
Chuck Capacity	1.5-13 mm
Max Torque	22 Nm
No Load Speed	0-2900 rpm
Beats per Minute	0-49300 bpm
Max. Drilling Capacity	
Wood	32 mm
Steel	13 mm
Masonry	16 mm
Weight	1.9 kg

- 1Pcs Handle Plier
- 1Pcs Hammer 8 oZ
- 1Pcs Snap Off Knife 18mm
- 1Pcs 3m Tape Measure
- 1Pcs Drilling Gauge
- 1Pcs Depth Gauge
- 1Pcs Side Handle
- 2Pcs Screwdriver & Tester

# CONCRETE WORKING



Highly durable and best-in-class performance - two traits of the STANLEY Concrete range. While the full range of rotary hammers with the SDS-Plus chuck configuration provides excellent power to weight ratio, the demolition hammers with a choice between SDS-Max and Hex Chuck is designed to give comfort during long usages.

CONCRETE DRILLING



CHIPPING



DEMOLITION



TILE CUTTING



SDH600KM - 600W 13mm, Percussion Drill Mechanic Kit with 120+ Pcs Hand tools and Accessories



- 600W powerful motor to get job done fast & easily.
- Fast rotary & Impact speed delivers high working efficiency.
- Compact & ergonomic design for optimum control.
- Speed dial for consistent torque and speed on different applications.



SDH550KM - 550W 10mm, Percussion Drill Mechanic Kit with 120+ Pcs Hand tools and Accessories



- Powerful 550W motor for high working efficiency.
- Compact & ergonomic design for optimum control.





STHR202K - 620W 20mm 2 Mode SDS-Plus Hammer



- Ideal for drilling anchor and fixing holes into concrete and masonry up to 20mm in diameter
- 2 Modes: Rotary drilling and hammer drilling
- Safety clutch eliminates sudden high-torque reaction should the bit jam
- Electronic variable speed for total control in any application
- Ergonomic rubber grip handle for improved comfort in long duration usage
- Rounded ergonomic industrial design allows easy and comfortable handling in any application
- 2 Finger switch for long duration fatigue free usage
- Side handle for easy 2 hand operation
- Depth guide for drilling accurate pre-determined depths
- Heavy duty type kitbox for safe storage under job-side conditions

Power Input	620 W
No Load Speed	0-1250 rpm
Beats per Minute	0-3900 bpm
Impact Energy	1.34 J
Tool Holder	SDS-Plus
Max. Drilling Capacity	
Wood	25 mm
Metal	13 mm
Concrete	20 mm
Weight	2.8 kg

Standard Equipment  
Depth guide, Side handle, Kitbox



SHR263K - 800W 26mm 3 Mode SDS - Plus Hammer



- 800W high-performance motor ideal for drilling anchor and fixing holes into concrete and masonry
- Excellent drilling speed between dia. of 8-16mm in concrete drilling applications
- Good chipping capability for light chipping applications
- Tradesman class leading 42+ hours of consistent durability
- Precisely designed internal parts offering smooth running for long duration

Power Input	800W
No Load Speed	0-1150 rpm
Impact Rate	0-4300 bpm
Impact Energy (Max)	3.4 j
Variable Speed	SDS-Plus
Lock-on	Yes
Forward/Reverse Mode	Yes

Standard Equipment  
Chuck key , Depth guide, Side handle




STHR272KS - 850W 26mm 2 Mode L-Shape SDS - Plus Hammer



- With 4.1J of impact energy specially designed to deliver ultimate drilling and chipping power
- 2 Modes: Hammer drilling and chiseling
- Safety clutch eliminates sudden high-torque reaction should the bit jam
- L-Shape design provides compact and slim line tool to maximise control
- Textured handle grip for long duration easy usage
- 2 Finger switch for long duration fatigue free usage
- Carbon brush access caps for easy access and quick change
- Grease cap for easy grease top-up
- Side handle for easy 2 hand operation
- Heavy duty type kitbox for safe storage under job-side conditions

Power Input	850 W
No Load Speed	700 rpm
Beats per Minute	3400 bpm
Impact Energy	4.1 J
Tool Holder	SDS-Plus
Max. Drilling Capacity	
Concrete	26 mm
Weight	5.1 kg

Standard Equipment  
Depth guide, Side handle, Kitbox



STHM5KH - 5kg Hex Chipping Hammer



- Hex chuck suitable for most common accessories
- Class-leading 1010W motor delivers outstanding performance for light demolition, surface preparation or chiseling
- Ergonomic and compact design maximises control and offers easy access to confined spaces
- Large hammer mechanism delivers extreme durability and excellent concrete breaking performance
- Modular design allows quick access to key components for faster and cheaper service
- Anti Vibration handle with spring delivers extremely low vibration and more comfort
- Rubber grip handle improve user comfort lowering fatigue during extended use
- 360 Degree side handle maintains user comfort in any application
- ON/OFF rocker switch for hassle-free continuous usage
- Carbon brush access caps for easy access and quick change

Power Input	1010 W
Beats per Minute	2900 bpm
Impact Energy	8.5 J
Tool Holder	Hex
Weight	6.3 kg

Standard Equipment  
1 Chisel, Side handle, Grease cap opener, Kitbox



STHM10K - 10kg SDS Max Demolition Hammer



- Powerful and durable 1600 Watt motor delivers outstanding concrete breaking performance for all heavy demolition applications
- Ergonomic line design ensures user comfort during any application
- Large hammer mechanism delivers maximum durability and excellent concrete breaking performance
- Rubber grip handle improve user comfort lowering fatigue during extended use
- 360 Degree side handle maintains user comfort in any application
- Electronic variable speed and impact control dial for total control with smaller bits and light material
- Service indicator identifying brush replacement and service need
- ON/OFF rocker switch for hassle-free continuous usage
- Soft start feature ensures accurate clean breaking without chisel walking
- Heavy duty type kit box for safe storage under job-site conditions

Power Input	1600 W
Beats per Minute	900-1890 bpm
Impact Energy	5-25 J
Tool Holder	SDS Max
Weight	10.5 kg

Standard Equipment  
1 Chisel, Side handle, Kitbox



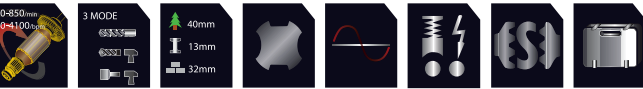
STHR323K - 1250W 32mm 3 Mode L-Shape SDS-Plus Hammer



- Ideal for drilling anchor and fixing holes into concrete and masonry up to 32mm in diameter
- 3 Modes: Rotary drilling, hammer drilling and chiseling mode for all job-site applications
- Safety clutch eliminates sudden high-torque reaction should the bit jam
- Electronic variable speed for total control in any application
- Ergonomic rubber grip handle for improved comfort in long duration usage
- L-Shape design provides compact and slim line tool to maximise control
- 2 Finger switch for long duration fatigue free usage
- Service and brush wear indicators identifying brush replacement and service need
- Carbon brush access caps for easy access and quick change
- Heavy duty type kitbox for safe storage under job-side conditions

Power Input	1250 W
No Load Speed	0-850 rpm
Beats per Minute	0-4100 bpm
Impact Energy	3.5 J
Tool Holder	SDS-Plus
Max. Drilling Capacity	
Wood	40 mm
Metal	13 mm
Concrete	32 mm
Weight	5.4 kg

Standard Equipment  
Side handle, 13mm chuck, Kitbox





STSP125 - 1320W 125mm Tile Cutter



- Powerful 1320W motor for highest working efficiency
- 125mm capacity guard for all job-site applications
- High capacity gear set for less vibration, lower noise & longer life span
- Height adjustable shoe allows user to cut at various depths
- Soft handle grip for long duration easy usage
- Lock-off switch to prevent accidental action
- Lock-on button for fatigue-free continuous running
- Carbon brush access caps for easy access and quick change

Power Input	1320 W
Wheel Diameter	125mm
Bore Size	20mm
No Load Speed	13500rpm
Depth of Cut	41mm
Weight	3.1kg

Standard Equipment  
Wrench, Key, Wet Kit



STSP110 - 1200W 100mm Tile Cutter



- Powerful 1200W motor for highest working efficiency
- 100mm capacity guard for all job-site applications
- Height adjustable shoe allows user to cut various depths
- Lock-on button for fatigue free continuous running
- Carbon brush access caps for easy access and quick change

Power Input	1200W
Wheel Diameter	100mm
Bore Size	20mm
No Load Speed	13500rpm
Depth of Cut	41mm
Weight	3.1kg

Standard Equipment  
Wrench, Key



METAL WORKING



Resulting in faster material removal while grinding and greater accuracies & comfort while cutting, the STANLEY high performance metal working tools have been developed to combine excellent power to weight characteristics with out standing ergonomics. They deliver the versatility, power and life that is demanded by a tradesman.

METAL REMOVAL



METAL CUTTING



METAL GRINDING



POLISHING






SG6100 - 620W SLIMLINE Small Angle Grinder



- Super slim body 179mm gripping girth
- Steel-cut gear set ensures higher durability and lower noise & vibration
- Powerful motor with higher output for better working efficiency
- More max output power ensures higher performance to prevent tool damage in tougher applications

Power Input	620W
Disc size	100mm
No load speed	12,000prm
Tool Girth	179mm
Cable Length	2.1m

Standard Equipment  
Protective guard, Inner and outer disc flanges,  
Spanner,Side handle




SG7100 - 750W SLIMLINE Small Angle Grinder



- Super slim body 179mm gripping girth
- Steel-cut gear set ensures higher durability and lower noise & vibration
- Powerful motor with higher output for better working efficiency
- More max output power ensures higher performance to prevent tool damage in tougher applications

Power Input	750W
Disc size	100mm
No load speed	12,000rpm
Tool Girth	179mm
Cable Length	2.5m

Standard Equipment  
Protective guard, Inner and outer disc flanges,  
Side handle, Spanner




STGT8100 - 100mm 850W Toggle Switch Small Angle Grinder



- 850W powerful motor with high working efficiency,
- Designed for heavy duty job
- Ergonomic design provides excellent balance and less vibration
- Longest durability in its class

Power	850 W
No Load Speed	11,000 rpm
Switch Type	Switch Type Slide
Spindle Size	M10
Disc Size	100 mm
Cable Length	2.5 m
Net Weight	2.2 kg

Standard Equipment  
Protective guard, Inner and outer disc flanges,  
Side handle, Spanner




STGS9100 - 900W Small Angle Grinder



- Powerful motor with exceptional output for highest working efficiency.
- More max output power ensures higher performance to prevent tool damage in tougher applications.
- Dust resistance design
- Steel-cut gear set ensures class-leading durability with low noise & vibration.

Power Input	900W
Disc size	100mm
No load speed	12,000rpm
Tool Girth	194mm
Cable Length	2.5m
Weight	1.8kg

Standard Equipment  
Protective guard, Inner and outer disc flanges,  
Side handle, Spanner




STGS9125 - 900W 125mm Small Angle Grinder



- Powerful motor designed for heavy duty jobs to carry out a large variety cutting and grinding tasks.
- Compact housing shape design allows comfortable gripping resulting in superior ergonomics.
- Long endurance by high quality commutor and durable carbon brush spindle lock for quick and easy change of accessories.
- Spiral bevel gears provide less vibration, lower noise level and longer life span.
- Burst proof guard ensures maximum user safety.
- On/Off slide switch for one hand control and user safety.
- Optimized air vents for best cooling.

Power Input	900 W
No Load Speed	11000 rpm
Max.Disc Diameter	125 mm
Spindle Thread	M14
Weight	2.2 kg

Standard Equipment  
Protective guard, Inner and outer disc flanges,  
Side handle, Spanner




SL227 - 2200W 180mm Large Angle Grinder



- 450 hours long durability life in Tradesman class
- Over 200 hours of 1st brush life with lower temperature rise enhancing the motor durability
- 3700W MWO meets the moderate to heavy duty application request
- 15mm shorter tool length and 14% lightweight for easy control and long time working

Rated Power	2200W
No Load Speed	8500 rpm
Guard Diameter	180mm
Soft-Start	NA
Weight	4.3KG

Standard Equipment  
Protective guard, Inner and outer disc flanges,  
Side handle, Spanner





STGB3715 - 373W 152mm Bench Grinder




- Powerful 373W motor
- Accepts cotton buffing and wire brush wheels
- Sturdy cast iron base with rubber mounts

Part No.6010358-49 - Grinding Wheel available

Power Input	373 W
No Load Speed	3450 rpm
Wheel Diameter	152 mm
Wheel Width	16 mm
Bore Size	12.7 mm
Weight	8.6 kg

Standard Equipment  
2 Tool rest, 2 Eye shield



SSC22 - 2200W 355mm Chop Saw



- High power abrasion protected motor delivers high overload capabilities for greater durability
- Ergonomic design for a good handling and less user fatigue
- Quick release clamp results in less time in changing the work piece
- Spindle lock for quick and easy wheel change
- Adjustable spark guard allows user to control the direction of the sparks coming from the machine
- Heavy duty guard for maximum user protection

Power Input	2200 W
No Load Speed	3800 rpm
Wheel Diameter	355 mm
Max. Cutting Capacity at 90°	
Square Profile	115x115 mm
Rectangular Profile	115x130 mm
L-Shape Profile	115x137 mm
Rounded Profile	125 mm
Max. Cutting Capacity at 45°	
Square Profile	98x98 mm
Rectangular Profile	105x95 mm
L-Shape Profile	95 mm
Rounded Profile	115 mm
Weight	15.5 kg

Standard Equipment  
1 Wheel, Hex Wrench



SP137 - 1300W 180mm Polisher



- Powerful 1300W motor for long life and performance
- Soft start & constant speed module for smooth finish
- Velcro backing pad for easy replacement

Rated Power	1300W
Max Pad Size	180mm
No Load Speed	500-3600 rpm
Speed Control	Constant Speed
Aux Handle	D Handle
Weight	3.2kg

Standard Equipment  
1 Wheel, Hex Wrench



WOOD WORKING



Resulting in fast and smooth operation with greater accuracies & comfort while performing the task, the STANLEY high performance wood working tools have been developed for excellent performance. They deliver the versatility, power and life that is demanded by a tradesman.

SANDING  
SANDERS



WOOD  
CUTTING  
JIGSAWS



WOOD  
CUTTING  
MITRE SAW



WOOD  
REMOVAL  
PLANER



DESIGN  
/SHAPING  
PLUNGE ROUTER






SRR1200 - 1200W Plunge Router



- 1200W motor for long life and high performance
- Flat motor housing enables upside down, easier bit changes
- Variable speed gives the user more control to prevent burning of the material being shaped
- Large side handles give a sure grip for improved safety and control
- Spindle lock for easy cutter change
- Anti-static shoe coating for precise guidance on work piece and high comfort of use
- Aluminium shoe, hardwearing for long life time
- Safety lock-off trigger to avoid starting the tool accidentally
- Triple depth presetting for adjusting plunge depth allows precise working in several steps
- 3 collets provided to suit all shank sizes up to 8mm

Power Input	1200 W
No Load Speed	8000-27000 rpm
Plunge Stroke/Movement	55 mm
Collet Size	6,6.25,8mm
Max. Cutter Dia.	30 mm
Weight	4 kg

Standard Equipment  
6 Router bits, Spanner, 6/6.25/8mm collet



SC16 - 1600W Circular Saw



- Best-in-Class 1600W motor with optimized transmission to deliver highest productivity amongst all Tradesman units
- Cutting depth upto 65mm & 190mm guard size suitable for all accessory
- Consistent cutting accuracy in the range of 0° to 45°, with good finishing quality
- Robust & optimized design ensures best in class durability
- Ergonomics handle design for long time comfortable working
- Low vibration for comfortable use

Rated Power	1600W
No Load Speed	5500 rpm
Max Disc size	190mm
Max Cutting Depth at 90	65mm
Bevel Cutting	45 degree
Fine Adjustment	YES
Weight	3.9KG

Standard Equipment  
36 Teeth blade



SJ45 - 450W Variable Speed Jigsaw



- Powerful & optimum 450W motors with high efficiency in its class, to ensure effective cutting on heavy load applications.
- Robust & Optimized design at motor, transmission, blade clamp and base ensures Best-in-Class durability
- Compact tool size and excellent Power to Weight ratio

Power Input	450 W
Variable Speed	500 to 3000 rpm
Max Cutting	65 mm
Pendulum	NO
Stroke Length	19 mm
Blade Clamp	Keyed
Bevel Cutting	±45°
Weight	1.8 Kg



SJ60 - 600W Variable Speed Pendulum Jigsaw



- Powerful & optimum 600W motor with high efficiency in its class, to ensure effective cutting on heavy load applications.
- Robust & Optimized design at motor, transmission, blade clamp and base ensures Best-in-Class durability
- Compact tool size and excellent Power to Weight ratio



Power Input	600 W
Variable Speed	500 to 3000 rpm
Max Cutting	75 mm
Pendulum	YES
Stroke Length	19 mm
Blade Clamp	Keyless
Bevel Cutting	±45°
Weight	1.9 Kg

SM16 - 1650W Compound Miter Saw



- LED shadow cut line for 100% accurate cuts and better illumination
- Convenient Lock-off Trigger switch
- Optimized arm design for biggest cutting capacity
- Repetitive Cut Lock-stop



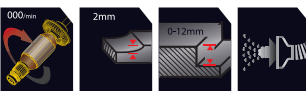
Rated Power	1650W
No Load Speed	4800/min
Max Blade Size	254mm
Bevel cut Range	0° – 45°
Mitre Cut Range	47° to 52°
Cut Line Guidance	YES
Repetitive Length Cut	230 to 400mm
Weight	10.5kg

Standard Equipment  
32 Teeth Blade, 80 Teeth blade, Vertical Clamp  
Wrench Dust Bag

STPP7502 - 750W 2mm Planer



- Robust and powerful 750W motor provides smooth results, even in hard wood and at maximum depth of cut
- 2 high quality reversible TCT blades ensure maximum life and a superior finish
- The choice of left or right chip ejection makes the planer more comfortable to use
- 2mm depth of cut ensures a large amount of wood can be removed in one pass
- 0.2mm depth of cut setting for increased accuracy
- 12mm maximum rebate depth broadens the applications
- Easy empty dust bag for more flexibility and a cleaner working environment
- 3 different sized chamfer grooves for easy and precise shaping of wood
- Park rest protects both the workpiece and the blades
- Parallel fence for more control and accuracy



Power Input	750 W
No Load Speed	16500 rpm
Maximum Depth of Cut	2 mm
Rebating Depth	12 mm
Planer Width	29 mm
Shoe Length	82 mm
Weight	2.8 kg

Standard Equipment  
2 TCT blades, Parallel fence, Wrench,  
Dust bag, Vac adaptor

SS24 - 240W 1/4" Sheet Sander



- ERGONOMICS
- Compact design with lower height to give better balance and control
  - Rubber gripping surfaces for comfortable handling
  - Dust extraction system for better work environment
- DURABILITY
- Longer hanging life and first brush life ensure longest durability in class
  - Longer ABR life to provide high-qualified machine in severe application environment



Rated Power	240W
No Load Speed	16,000 OPM
Orbital Dia.	1.4mm
Sanding Pad Size	110 x 104 mm
Sanding Paper Size	140 x 115mm
Switch Type	Rock
Dust-Sealed Switch	Yes
Dust Extraction	Yes
Weight	1.1kg

Standard Equipment  
1 Sanding Sheet Dust bag Punch



SS28 - 280W 1/3<sup>rd</sup> Sheet Sander



- 280W Powerful motor with higher sanding efficiency to provide optimal removal rate in different materials
- 14000/min higher speed with low vibration to deliver optimal sanding result to End-user
- Two finger trigger switch with lock-on button to ensure continuous and comfortable usage
- Rubber gripping surfaces for comfortable handling, auxiliary handle for better control
- Long brush life and ABR life giving best in class durability

Power Input	280W
No Load Speed	14000 OPM
Orbital Diameter	2mm
Sanding Pad Size	91x185mm
Sanding Paper Size	93x230mm
Two Finger Switch	Yes
Lock-on Button	Yes
Weight	1.5kg

SS30 - 300W Variable Speed Random Orbital Sander



- 300W Powerful motor with higher efficiency for optimal removal rate in different application
- 0-13000/min variable speed with extreme low vibration to deliver optimal sanding result to End-user
- High product life and first brush life thereby ensuring best in class durability
- Compact design with lower height to give better balance and control
- Rubber gripping surfaces for comfortable handling
- Dust extraction system for a better work environment

Power Input	300W
No Load Speed	0-13000 OPM
Orbital Diameter	2mm
Sanding Pad Size	125mm
Switch Type	Rock
Dust-sealed Switch	Yes
Dust Extraction	Yes
Brake Function	Yes
Weight	1.4kg

SST1801 - 1800W 254mm Table Saw



- Self-aligning fence design ensures high cut accurate
- Dovetail shape fence slot helps fence setup w/o any deviation
- Smart bi-scale reading
- Tool free extendable table
- Over 150 hours consistent durable heavy load life

Power Input	1800W
Max Blade Size	254mm
No Load Speed	4800 rpm
Cutting depth at 90°	80mm
Cutting depth at 45°	50mm
Max Bench Size	560mm x 680mm
Max Exten. Bench Size	560mm x1040mm
Rip Capacity	660mm
Riving Knife Thickness	2.5mm
Stand	Foldout
Tool Weight	27.2 kg

SM18 - Sliding Mitre Saw



- LED shadow cut line for accurate cut & better illumination consistent cutting accuracy at bevel & mitre cut
- Double bevel design has the ability to cut 2 beveled edges by simply flipping the saw
- Strong sliding rail structure with dust proof feature ensures rail linear durability

Power Input	1800W
Max Disc Size	254mm
No Load Speed	4800 rpm
Tool Weight	18.6 kg

SPECIALITY



STANLEY Offers versatile tools to be part of this popular range. Heat Gun can be used to remove, solder, deform, etc and a Blower which can be used both as a blower and a vacuum.




STXH2000 - 2000W Variable Speed Heat Gun



- 2 speed heat gun with variable heat control giving maximum control in all heat gun applications
- Variable heat setting for material appropriate working and a large variety of applications
- Ergonomic handle design for comfortable use even over extended periods of time
- Lock-on switch for comfortable, hands-free use
- Standing facility allows using both hands for soldering or bending operations

Power Input	2000W
Operating Temperature	50-450 / 90-600 °C
Air Flow	300/500 l/min
Weight	0.8 kg




SXH1800 - 1800W 2 Speed Heat Gun



- 1800W 2 speed Heat Gun giving optimum control in variety of applications
- Ergonomic handle design for comfortable use over extended period of time
- Standing facility allowing both hands for soldering or bending applications

Power Input	1800W
Operating Temperature	500° - 600°C
Air Flow	300 - 500 l / Min.



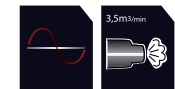
SPT500 - 500W Single Speed Blower



- 500W powerful motor for higher tool performance
- Light and compact design for ease of handling
- Optimized fan structure for better air flow
- Lock-on button for one hand control and user safety
- Rubber nozzle for greater flexibility during work

Power Input	500 W
Air Flow	3.5 m³/min
No Load Speed	16000 rpm

Standard Equipment  
Tube, Dust bag



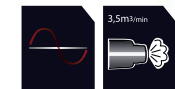
STPT600 - 600W Variable Speed Blower



- 600W powerful motor for higher tool performance
- 2 Tools in 1: Blower and vacuum cleaner
- Light and compact design for ease of handling
- Optimized fan structure for better air flow
- Variable speed option for easy control of airflow
- Lock-on button for one hand control and user safety
- Rubber nozzle for greater flexibility during work
- Suction mode used in restricted application areas

Power Input	600 W
Air Flow	3.5 m³/min
No Load Speed	16000 rpm
Weight	1.7 kg

Standard Equipment  
Tube, Dust bag



StanleyBlack&Decker



6  
MONTHS  
WARRANTY

POWER TOOLS



**H26F-3**  
ROTARY HAMMER  
Max Drilling Diameter: 26 mm



**H401**  
DEMOLITION HAMMER  
Max Impact Rate: 900-1800/min



**H0810**  
DEMOLITION HAMMER  
Max Impact Rate: 2900/min



**MXD550**  
550W 13MM HAMMER DRILL



**MXG710**  
4" SMALL ANGLE GRINDER



**MXC2200**  
CHOPSAW-2200W-14" CUT-off MACHINE





6 MONTHS WARRANTY

**H26F-3** - Rotary Hammer



Max Drilling Dia.26mm

No Load Speed0-900 r/min.

Power Input800W

Voltage220/110V~

Rated Frequency50 Hz

Max. Impact Rate0-4000/min.

Net/Gross Weight3.26/4.55kg



**H0810** - Demolition Hammer



Max. Impact Rate2900/min.

Power Input900W

Voltage220/110V~

Rated Frequency50/60Hz

Net/Gross Weight6.6/10.8kg



**H401** - Demolition Hammer



Max. Impact Rate900-1800/min.

Power Input1500W

Voltage220/110V~

Rated Frequency50/60Hz

Net/Gross Weight10.7/14.6kg



**MXD550** - 550W 13mm Hammer Drill



Power550W

Voltage/Frequency220-240/50/60Hz

No-load Speed0-3000/min.

IPM0-48000

Max. Drill Capacity

Metal/Concrete/Wood133/13/25mm



**MXG710** - 4" Small Angle Grinder



Power710W

No-load Speed12000/min.

Disc Dia.100mm

Voltage/Frequency220-240/50/60Hz

SpindleM10

Cable Length1.8M



**MXC2200** - Chopsaw-2200W, 14" cut-off Machine



Power Input2200W

No-load Speed4200/min.

Voltage220-240V

Frequency50/60Hz

Max. Dia355mm

Weight14.7kg



POWER TOOLS - SKU LIST

Material	Material Description	Box Quantity
CONSTRUCTION		
STHM10K-IN	10Kg L-shape Demo Hammer (SDS Max chuck)	2
STSP125-IN	1320W 5" Tile Cutter	4
STHM5KH-IN	5 Kg Chipping Hammer 17mm hex chuck (IN)	2
STSP110-IN	1200W 4 inch Tile cutter	6
STHR202K-IN	20 mm 620W 2 Mode 2Kg SDSplus Hmnr Drill	4
SHR263K-IN	26mm 850W 3Mode Hammer	4
STHR323K-IN	32mm 3Mode 1250W LShaped SDS+ Hammer + K	2
STHR272KS-IN	26mm 850W 2Mode 4Kg L-Shape Rotary Hr Kt	4
CORDLESS		
SCD121S2K-B1	10.8V - 1.5 Ah Drill driver	5
SCH121S2KA-B1	12V Hammer drill with 100 pcs acc	5
SCI121S2-B1	10.8V - 1.5 Ah Impact Drill driver	5
SC110D2K	12V HAMMER DRILL DRIVER	1
SCD10D2K	DRILL DRIVER	1
V20 CORDLESS TOOLS		
SBD710D2K-B1	BL Drill Driver - 20V Cordless	1
SBD715D2K-B1	BL Hammer Drill - 20V Cordless	1
SBH900M2K-B1	BL Rotary Hammer - 20V Cordless	1
SB1810D2K-B1	BL Impact Driver - 20V Cordless	1
SBW920M2K-B1	BL Impact Wrench - 20V Cordless	1
SCC500-B1	BR Circular Saw - 20V Cordless	1
SCD700D2K-B1	BR Drill Driver - 20V Cordless	1
SCD711C1H-B1	BR Hammer Drill kit with 120 pcs - 20V Cordless	1
SCD711C2K-B1	BR Hammer Drill - 20V Cordless	1
SCD711D2KA-B1	BR Hammer Drill Kit with 100 pcs - 20V Cordless	1
SCD711D2K-B1	BR Hammer Drill - 20V Cordless	1
SCG400-B1	BR Grinder - 20V Cordless	1
SCG400M2K-B1	BR Grinder - 20V Cordless	1
SCJ600-B1	BR Jigsaw - 20V Cordless	1
SB202-B1	2Ah battery - 20V Cordless	1
SB204-B1	4Ah battery - 20V Cordless	1
SC200-B1	Charger 2A - 20V Cordless	1
SCBL01-B1	20V BR BLOWER Bare	4
DRILLS & FASTENING		
SDH600-IN	600W 13mm Percussion Drill	5
SDH600KP-IN	600W 120pcs STANLEY kit	3
SDH550KP-IN	550W 120pcs STANLEY kit	3
STDH8013-IN	800W 13 mm Hammer Drill	4
SDH550-IN	550W 10mm Hammer Drill	5
STDR5510-IN	550 W 10mm Rotary Drill	4
SDH550KM-IN	550W Drill Mechanical tool kit	3
SDH600KM-IN	600W Drill Mechanical tool kit	3
METAL WORKING		
SSC22-IN	2200W 355mm Chopsaw	1
SG7100-IN	750W 100mm Slim Small Angle Grinder (New)	8
STGT8100-IN	4" 850W Toggle switch SAG	6
SG6100-IN	620W 100 mm Slim Small Angle Grinder (New)	8
STGS9100-IN	900W Small Angle Grinder 100 mm	6
STGS9125-IN	900W Small Angle Grinder 125 mm	6
SL227-IN	2200W 7" LAG	2
STGB3715-IN	1/2 HP Bench Grinder	2
WOOD WORKING		
SST1801-B1	1800W 10 inch Table Saw	1
SC16-IN	1600W Circular Saw	2
STPP7502-IN	750W 2mm Planer	2
SRR1200-IN	1200W Variable Speed Plunge Router	4
SM16-IN	1600W 10" Compound Mitre Saw	2
SS30-IN	5" 300W Variable Speed Random Orbital Sander	8
SI45-IN	450W Variable Speed Jigsaw	6
SI60-IN	600W Variable Speed Jigsaw	6
SS28-IN	1/3 280W Sheet Sander	8
SS24-IN	240W 1/4 Sheet Sander	4
SM18-B1	1800W SLIDING MITRE SAW	1
SPECIALITY		
STXH2000-IN	2000W Heat Gun	5
STPT600-IN	600W Variable Speed Blower	4
SXH1800-IN	1800W 2 Speed Heat Gun	4
SPT500-IN	500W Blower	4
SP137-IN	1300W 180mm Polisher	4
SDR1400-IN	1400W Heavy Duty paint & Mud mixer	2



SPARES - SKU LIST

Tool Model	Part No.	Description
STHR223K-IN	90592489	ARMATURE SA
STHR223K-IN	90592455	BRUSH SA
STHR223K-IN	90592490	FIELD SA
STHR223K-IN	90590899	SWITCH
STHM5KH-IN	4050304011	PISTON
STHM5KH-IN	4050310001	GEAR
STHM5KH-IN	4050304024	CYLINDER SA
STHM5KH-IN	260305016	FIELD SA
STHM5KH-IN	4050306001	BRUSH PAIR
STHM5KH-IN	4050305601	SWITCH
STHM5KH-IN	N602553	ARMATURE SA
STSP125-IN	4240610601	GEAR
STSP125-IN	4240610602	PINION
STSP125-IN	4240206002	BRUSH PAIR
STSP125-IN	260324015	FIELD SA
STSP125-IN	4240650001	SPINDLE & GEAR SA
STSP125-IN	4240650003	ARMATURE SA
STHR272KS-IN	4030302007	CON ROD
STHR272KS-IN	60303020	FIELD SA
STHR272KS-IN	4031606001	BRUSH PAIR
STHR272KS-IN	4030305003	SWITCH
STHR272KS-IN	4031650003	ARMATURE SA
STHM10K-IN	4050801002	PISTON
STHM10K-IN	4050801003	CON ROD
STHM10K-IN	4050805001	SPEED REGULATOR
STHM10K-IN	4050305601	SWITCH
STHM10K-IN	4050106005	BRUSH PAIR
STHM10K-IN	60305019	FIELD SA
STHM10K-IN	N736751	ARMATURE SA
STDR5510-IN	60310014	FIELD SA
STDR5510-IN	4100405601	SWITCH SA
STDR5510-IN	4100406601	BRUSH PAIR
STDR5510-IN	4100450001	ARMATURE SA
STPP7502-IN	1004526-19	SWITCH
STPP7502-IN	1004526-27	ARMATURE SA
STPP7502-IN	1004526-47	FIELD
STPP7502-IN	1004526-16	BRUSH PAIR
STPT600-IN	5170011-22	ARMATURE 220/240V
STPT600-IN	5170011-26	FIELD 220/240V
STPT600-IN	5170011-30	SWITCH
STPT600-IN	5170011-31	SWITCH & PCB
STPT600-IN	5170011-50	BRUSH PAIR
STXH2000-IN	1004086-01	PCB
STXH2000-IN	1004088-00	MOTOR
STXH2000-IN	1004098-00	HEATING ELEMENT
STXH2000-IN	1004101-00	SWITCH
STXH2000-IN	6010389-65	MOTOR SA
STGB3715-IN	6010358-44	ARMATURE
STGB3715-IN	6010358-46	FIELD
STGB3715-IN	6010358-51	SWITCH
STHR323K-IN	5140147-40	PISTON
STHR323K-IN	5140145-40	ARMATURE SA
STHR323K-IN	5140145-39	FIELD SA
STHR323K-IN	5140145-21	BRUSH PAIR
STHR323K-IN	5140145-29	SWITCH
STHR323K-IN	5140145-30	SPEED REGULATOR
STGS7100-IN	4140310004	PINION
STGS7100-IN	60314058	FIELD SA
STGS7100-IN	4140305605	SWITCH SA
STGS7100-IN	4140306001	BRUSH PAIR
STGS7100-IN	4140350003	ARMATURE SA
STGS6100-IN	4140304011	OUTER FLANGE
STGS6100-IN	4140304006	INNER FLANGE
STGS6100-IN	4149210001	GEAR
STGS6100-IN	4149210002	PINION
STGS6100-IN	60314069	FIELD SA
STGS6100-IN	4140306001	BRUSH PAIR
STGS6100-IN	4141705001	SWITCH SA
STGS6100-IN	4149250003	ARMATURE SA
SPT500-IN	5170011-22	ARMATURE 220/240V
SPT500-IN	5170011-26	FIELD 220/240V
SPT500-IN	5170011-30	SWITCH
SPT500-IN	5170011-50	BRUSH PAIR
SXH1800-IN	1004516-02	MOTOR
SXH1800-IN	1004516-07	HEATING ELEMENT
SXH1800-IN	1004516-13	SWITCH
SDH600-IN	4020710001	GEAR
SDH600-IN	60302010	FIELD SA

SPARES - SKU LIST

Tool Model	Part No.	Description
SDH600-IN	4020706001	BRUSH
SDH600-IN	4020705003	SWITCH
SDH600-IN	4020850001	ARMATURE SA
SCH1252K-IN	N441395	CHUCK 10MM
SCH1252K-IN	N457132	MOTOR & PINION
SCH1252K-IN	N441396	TRANSMISSION SA
SCH1252K-IN	N437000	SWITCH
SCH1252K-IN	SB125-IN	BATTERY
SCH1252K-IN	N676851	CHARGER
STSS025-IN	90531913	SWITCH
STSS025-IN	90532168	FIELD SA 230V
STSS025-IN	90540050	BRUSH & HOLDER SA
STSS025-IN	90595457	ARMATURE SA
STSS025-IN	90535260	PCB
STSI0600-IN	90526099	GEAR
STSI0600-IN	582593-00	BLADE CLAMP
STSI0600-IN	90532017	SWITCH SA
STSI0600-IN	90559684	ARMATURE SA
STSI0600-IN	90549938	BRUSHBOX SA
STSI0600-IN	90559685	FIELD SA
STSC1518-IN	90582910	SPINDLE & GEAR SA
STSC1518-IN	90586786	ARMATURE 230V
STSC1518-IN	90586789	FIELD SA
STSC1518-IN	90586485	BRUSH PAIR 230V
STSC1518-IN	90595774	SWITCH SA
STDH8013-IN	4100609001	CHUCK
STDH8013-IN	4020410601	GEAR
STDH8013-IN	50302013	ARMATURE
STDH8013-IN	60302008	FIELD SA
STDH8013-IN	4030106003	BRUSH PAIR
STDH8013-IN	4100405601	SWITCH SA
STDH8013-IN	4020450002	GEAR & SPINDLE SA
SDH550-IN	4100409602	CHUCK KEY
SDH550-IN	4100409601	CHUCK
SDH550-IN	4020710001	GEAR
SDH550-IN	60302010	FIELD SA
SDH550-IN	4020706001	BRUSH
SDH550-IN	N775521	SWITCH
SDH550-IN	4020850001	ARMATURE SA
SCD1251-IN	N457128	MOTOR & PINION
SCD1251-IN	N460012	CHUCK
SCD1251-IN	N460011	TRANSMISSION SA
SCD1251-IN	N437000	SWITCH
SCD1251-IN	SB125-IN	BATTERY
SCD1251-IN	N676851	CHARGER
STHR202K-IN	4030104605	CON ROD
STHR202K-IN	60303021	FIELD SA
STHR202K-IN	4030106003	BRUSH PAIR
STHR202K-IN	4030105604	SWITCH SA
STHR202K-IN	4030150004	ARMATURE SA
STGS9100-IN	4140304011	OUTER FLANGE
STGS9100-IN	4140304006	INNER FLANGE
STGS9100-IN	N539401	GEAR
STGS9100-IN	N539400	PINION
STGS9100-IN	60314059	FIELD SA
STGS9100-IN	4141406601	BRUSH PAIR
STGS9100-IN	4140305605	SWITCH SA
STGS9100-IN	4141450009	ARMATURE SA
STGS9125-IN	4145104008	OUTER FLANGE
STGS9125-IN	4145104002	INNER FLANGE
STGS9125-IN	N539401	GEAR
STGS9125-IN	N539400	PINION
STGS9125-IN	60314059	FIELD SA
STGS9125-IN	4141406601	BRUSH PAIR
STGS9125-IN	4140305605	SWITCH SA
STGS9125-IN	4141450009	ARMATURE SA
SHR263K-IN	4030104010	CIRCLIP
SHR263K-IN	4030104006	RETAINER
SHR263K-IN	N465532	SEAL
SHR263K-IN	N465545	DAMPER
SHR263K-IN	N465546	RAM
SHR263K-IN	N465550	GEAR
SHR263K-IN	N465560	RAM
SHR263K-IN	N465559	PISTON
SHR263K-IN	N465536	FELT
SHR263K-IN	N465521	PLATE
SHR263K-IN	N465567	GEAR
SHR263K-IN	N465568	COLLAR



SPARES - SKU LIST

Tool Model	Part No.	Description
SHR263K-IN	N465565	INTER SHAFT
SHR263K-IN	N465570	SPACER
SHR263K-IN	N465573	GEAR
SHR263K-IN	N465511	GUIDE
SHR263K-IN	N465512	FIELD SA 230V
SHR263K-IN	N465518	BRUSH PAIR 230V
SHR263K-IN	N468884	SWITCH
SHR263K-IN	N505287	ARMATURE 230V
SRR1200-IN	5170025-27	SWITCH
SRR1200-IN	5170025-33	ARMATURE
SRR1200-IN	5170025-52	FIELD
SRR1200-IN	5170025-59	BRUSH PAIR
SSC22-IN	N474946	GEAR
SSC22-IN	N485672	BRUSH
SSC22-IN	60313008	FIELD SA
SSC22-IN	N473310	SWITCH SA
SSC22-IN	N534363	ARMATURE 230V
SW19-B5	4381550	PUMP SA
SI60-IN	N543768	SWITCH
SI60-IN	N543770	SPEED REGULATOR
SI60-IN	N568940	BRUSH
SI60-IN	90563039	BLADE CLAMP
SI60-IN	N579962	FIELD SA
SI60-IN	N588354	ARMATURE SA
SI60-IN	N579299	GEAR SA
SI45-IN	N544375	SWITCH
SI45-IN	N568940	BRUSH
SI45-IN	90515265	BLADE CLAMP
SI45-IN	N579964	FIELD SA
SI45-IN	N579298	ARMATURE SA
SI45-IN	N579299	GEAR SA
SS28-IN	5140231-58	BRUSH
SS28-IN	5140231-82	FIELD SA
SS28-IN	5140231-84	SWITCH
SS28-IN	5170034-24	ARMATURE SA
SC16-IN	N580293	STATOR
SC16-IN	N580300	SWITCH SA
SC16-IN	N580276	BRUSH SA
SC16-IN	N638614	ARMATURE SA
SS30-IN	5140231-18	PCB
SS30-IN	5140231-22	BRUSH SA
SS30-IN	5140231-23	SWITCH
SS30-IN	5140231-25	STATOR
SS30-IN	5140231-44	ROTOR
SS30-IN	5170034-21	ARMATURE SA
SP137-IN	N625584	PAD SA
SP137-IN	N616353	SPINDLE SA
SP137-IN	N616358	FIELD SA
SP137-IN	N480786	BRUSH PAIR
SP137-IN	N616361	CONTROL SA
SP137-IN	N543768	SWITCH
SP137-IN	N616375	SANDING PAD
SP137-IN	N677434	ARMATURE SA
SCS4K-IN	5140235-20	MOTOR SA
SCS4K-IN	5140235-21	PCB
SCS4K-IN	5140235-22	SWITCH
SCS4K-IN	5140235-50	CHARGER
SS24-IN	4030106003	BRUSH PAIR
SS24-IN	N678582	SWITCH SA
SS24-IN	N678350	FIELD SA
SS24-IN	N723821	ARMATURE SA
SM16-IN	5170035-92	ROTOR SA
SM16-IN	5170035-95	STATOR
SM16-IN	5170036-29	SWITCH
SM16-IN	5170036-34	SWITCH
SM16-IN	5170036-68	ROTOR SA
SM16-IN	5170036-69	BRUSH PAIR
STGT8100-IN	4140304011	OUTER FLANGE
STGT8100-IN	4140304006	INNER FLANGE
STGT8100-IN	N539401	GEAR
STGT8100-IN	N539400	PINION
STGT8100-IN	60314059	FIELD SA
STGT8100-IN	N769623	BRUSH PAIR SA
STGT8100-IN	4141405601	SWITCH SA
STGT8100-IN	N592302	SPINDLE & GEAR SA
STGT8100-IN	4141450009	ARMATURE SA
SL227-IN	4145104008	OUTER FLANGE

SPARES - SKU LIST

Tool Model	Part No.	Description
SL227-IN	4145104002	INNER FLANGE
SL227-IN	N642052	GEAR
SL227-IN	N642053	PINION
SL227-IN	N642071	FIELD SA
SL227-IN	N652424	BRUSH PAIR
SL227-IN	N680260	SWITCH
SL227-IN	N688857	ARMATURE SA
SL227-IN	N688855	GEAR & SPINDLE SA
SCD121S2K-B1	N457128	MOTOR & PINION
SCD121S2K-B1	N460012	CHUCK
SCD121S2K-B1	N460011	TRANSMISSION SA
SCD121S2K-B1	N437000	SWITCH
SCD121S2K-B1	SB125-IN	BATTERY
SCD121S2K-B1	N676851	CHARGER
SCD20C2K-B1	90591283	CHUCK KEYLESS
SCD20C2K-B1	90609167	SWITCH SA
SCD20C2K-B1	90623914	CHARGER SA
SCD20C2K-B1	N496300	BATTERY PACK
SCD20C2K-B1	90616204	MOTOR & PINION
SBD201D2K-B1	90635030	MOTOR SA
SBD201D2K-B1	90632774-03	MODULE
SBD201D2K-B1	90623914	CHARGER SA
SBD201D2K-B1	N522696	BATTERY PACK
SCH121S2-B1	N441395	CHUCK 10MM
SCH121S2-B1	N457132	MOTOR & PINION
SCH121S2-B1	N441396	TRANSMISSION SA
SCH121S2-B1	N437000	SWITCH
SCH121S2-B1	SB125-IN	BATTERY
SCH121S2-B1	N676851	CHARGER
SCH20C2K-B1	90629583-04	TRANSMISSION SA
SCH20C2K-B1	90609167	SWITCH SA
SCH20C2K-B1	90636865	MOTOR & PINION
SCH20C2K-B1	90629418	CHUCK KEYLESS
SCH20C2K-B1	N496300	BATTERY PACK
SBH201D2K-B1	90635363	TRANSMISSION SA
SBH201D2K-B1	N503285	MOTOR & SWITCH SA
SBH201D2K-B1	90629418	CHUCK KEYLESS
SBH201D2K-B1	N522696	BATTERY PACK
SBH201D2K-B1	90623914	CHARGER SA
SBH201D2K-B1	90635030	MOTOR SA
SBH201D2K-B1	90632774-03	MODULE
SB1201D2K-B1	90632838-01	MODULE
SB1201D2K-B1	90627915	PCB SA
SB1201D2K-B1	90632599	MOTOR SA
SB1201D2K-B1	90623914	CHARGER SA
SB1201D2K-B1	N522696	BATTERY PACK
SBR20M2K-B1	N566480	ARMATURE SA
SBR20M2K-B1	N621876	MODULE
SBR20M2K-B1	N496122	SWITCH
SBR20M2K-B1	N613186	CHARGER SA
SM18-B1	5170038-98	STATOR
SM18-B1	5170036-29	SWITCH
SM18-B1	5170036-34	SWITCH
SM18-B1	5170039-26	BRUSH PAIR
SM18-B1	5170039-58	ROTOR SA
SST1801-B1	5140147-59	SWITCH
SST1801-B1	5140147-60	SWITCH
SST1801-B1	5140150-97	FIELD
SST1801-B1	5140147-54	BRUSH 230V
STSP110-IN	4240204015	OUTER FLANGE
STSP110-IN	4240204011	INNER FLANGE
STSP110-IN	4240610601	GEAR
STSP110-IN	4240610602	PINION
STSP110-IN	4240206002	BRUSH PAIR
STSP110-IN	Z60324015	FIELD SA
STSP110-IN	4240205601	SWITCH
STSP110-IN	4240650001	SPINDLE & GEAR SA
STSP110-IN	4240650003	ARMATURE SA
SG6100-IN	N862876	OUTER FLANGE
SG6100-IN	N803469	INNER FLANGE
SG6100-IN	N866043	INNER FLANGE
SG6100-IN	N802377	GEAR
SG6100-IN	N802378	PINION
SG6100-IN	N683540	FIELD SA
SG6100-IN	N622597	SWITCH
SG6100-IN	N875883	BRUSH PAIR
SG6100-IN	N875654	ARMATURE



SPARES - SKU LIST

Tool Model	Part No.	Description
SG7100-IN	N862876	OUTER FLANGE
SG7100-IN	N803469	INNER FLANGE
SG7100-IN	N866043	INNER FLANGE
SG7100-IN	N763895	GEAR
SG7100-IN	N763910	PINION
SG7100-IN	N802828	FIELD SA
SG7100-IN	N622597	SWITCH
SG7100-IN	N875883	BRUSH PAIR
SG7100-IN	N875886	ARMATURE SA
STGS9100-IN	N862876	OUTER FLANGE
STGS9100-IN	N803469	INNER FLANGE
STGS9100-IN	N866043	INNER FLANGE
STGS9100-IN	N802377	GEAR
STGS9100-IN	N802378	PINION
STGS9100-IN	N794274	FIELD SA
STGS9100-IN	N622597	SWITCH
STGS9100-IN	N875883	BRUSH PAIR
STGS9100-IN	N910746	ARMATURE SA
SCI121S2-B1	N457129	MOTOR & PINION
SCI121S2-B1	N441418	TRANSMISSION SA
SCI121S2-B1	N436999	SWITCH
SCI121S2-B1	SCB12S-B1	BATTERY
SCI121S2-B1	SC122-B1	CHARGER
SCI121S2-B1	N459469	ANVIL ASSEMBLY
SDR1400-IN	5170018-48	GEAR
SDR1400-IN	5170018-60	GEAR
SDR1400-IN	5170018-66	ARMATURE
SDR1400-IN	5170018-72	FIELD
SDR1400-IN	5170018-75	POTENTIOMETER SA
SDR1400-IN	5170018-83	SWITCH
SDR1400-IN	5170018-94	BRUSH PAIR
SDR1400-IN	5170018-52	GEAR SA

STANLEY  
POWER TOOLS™

SERVICE PROMISE



SERVICE HIGHLIGHTS

1. 3-MONTHS SERVICE WARRANTY

Our tool is your lifeline and we understand that. We take care of your tool as our own. Just bring the tool to our Authorized Service Center and we will get in to repair mode. We offer high quality efficient repairs and we promise a 3 months service warranty for tools which are serviced in any of our Authorized Service Center for the same defects.

2. VAST SERVICE NETWORK

Stanley Black & Decker has both Exclusive and Authorised Service Centers (ASC) across the country. There are 370 Authorised Service Centers spread across all parts of India. All these centers are designed to provide best in class service with well-trained Manpower. The quality of Service Centers and the competency of service person is audited every quarter, this ensures robust service quality.

3. TOOL PICK UP SERVICE

In all StanleyBlack&Decker Exclusive Service Centers, we have Tool Pick Up and deliver facility to End User.

4. QUALITY SERVICE

Stanley Black & Decker Exclusive Service Centers are designed to provide best in class service with well-trained manpower.

5. FREE SERVICE CAMPS


Stanley Black & Decker conducts regular free service camps to enable end users to get minor tool repairs & maintenance done free of charge. Also they get the benefit of some special discount on spare parts.

6. SERVICE TRAINING

Stanley Black & Decker knows the importance of equipping all end users with the knowledge of proper tool usage & minor repairs. For this Stanley Black & Decker conducts Free Service & Product Usage Training programs at different sites from time to time.

7. SPARE AVAILABILITY

Stanley Black & Decker uses scientific approach to understand the spare part requirement of each and every service location and maintains all essential spare parts at required stock levels, at every Service Center.



1 YEAR  
WARRANTY  
ON ALL STANLEY PRODUCTS

1 YEAR WARRANTY

If your Stanley Power Tool product becomes defective due to faulty materials or workmanship within 12 months from the date of purchase, StanleyBlack&Decker guarantees to replace all defective parts free of charge or, at our discretion, replace the unit free of charge provided that:

- ♦ The product has not been misused.
- ♦ The product has been subject to Fair Wear & Tear.
- ♦ Repairs have not been attempted by un authorized persons.
- ♦ Proof of purchase or warranty card is produced.

ALWAYS USE  
STANLEY  
POWER TOOLS™  
GENUINE SPARES ONLY

To find the nearest Authorised Service Center in your area, please visit our website as mentioned below.

ONLINE RESOURCES  
WWW.STANLEYTOOLSINDIA.COM